




Logo – symbols explanation

For the searching process in Pill’s Service is necessary to know, how was the database created. Main rules follow:

- ◆ text-type logo on the opposite sides of pill is separated by the symbol „/“
- ◆ scoring line is marked by the symbol „|“
- ◆ if the text-type logo is on the one (imaginary) row, is written without the space(s)
- ◆ if the text-type logo is on more (imaginary) rows, are written with the space(s) between each row of logo
- ◆ each symbol, which is not writable on the keyboard, is marked by the symbol „#“

Examples:

Pill	Entry of logo	Type of searching	How to search?	
			field 1	field 2
	93 294 /	detail (1-word logo)	93 294	
	Cdx 50 / #	detail (1- word logo)	cdx 50	
	TVN200 / Pfizer	detail (2- words logo)	TVN200	Pfizer

If you start the searching process use „common“ type of searching.